

To view Chinese documents or use HansVision PJS input methods in Windows 98 or ME, please ensure that you **FIRST** activate HansWare 2002, before opening any other application (which you wish to input Chinese into e.g. Microsoft Office, HansMaster or Internet Explorer).

如需在Windows 98或ME使用汉神输入法，首先得启动“汉神中文平台”，然后在运行所需的应用程序（如：Microsoft Office, 汉神词海或Internet Explorer）。

There are 2 ways which you can activate HansWare 2002:

您可通过以下2种方法运行汉神中文平台2002:

- 1 From the Windows desktop, double-click on HansWare 2002 icon to activate HansWare. This will display HansWare toolbar, as shown on the right:

从您的Windows桌面，双击HansWare

2002图标启动汉神中文平台，则将显示汉神平台的工具条，如右图显示：

Proceed to Step 3 to input Chinese using PJS input methods.

接下来可参考Step 3步骤，如何使用汉神输入法。

- 2 Click on **Start** menu, select **Programs** and point your cursor to **HansWare 2002** folder. 单击Start，选择Programs菜单项，并指向HansWare 2002目录。

From **HansWare 2002** sub-menu, click on HansWare 2002.

This will display HansWare toolbar.

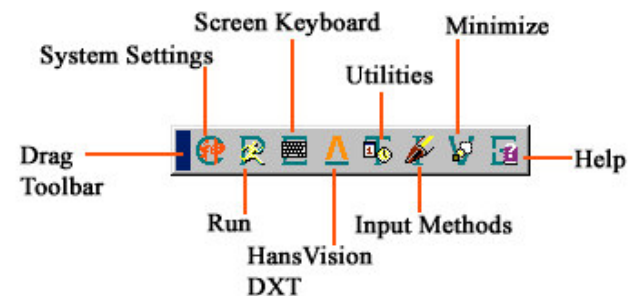
从“HansWare 2002”子菜单项，单击HansWare 2002则将显示汉神平台的工具条。

Proceed to Step 3 to input Chinese using PJS input methods.

接下来可参考Step 3步骤，如何使用汉神输入法。

Chinese input in Windows 98/ME

汉神输入法在Windows 98/ME的使用



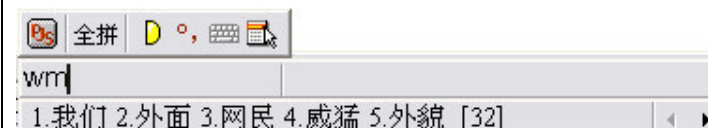
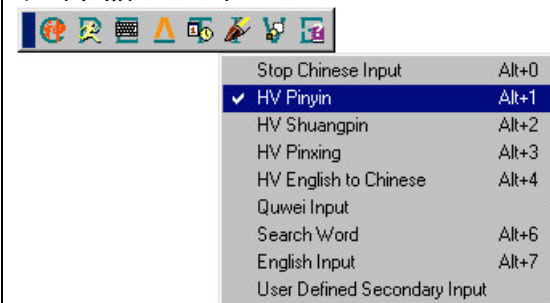
In this example, we will touch on Chinese input using Hanyu Pinyin with Microsoft Word, and how to toggle between the various input methods. For more tips and techniques, as well as details on how to use the various PJS input methods, please refer to the [DXT Online Manual](#).

下列操作步骤将简单介绍, [如何在Microsoft Word配合使用汉语拼音输入中文及切换各种辅助输入法](#)。欲知更多详情, 及有关各个输入法的使用及技巧, 请参考读写通电子版手册。

- 3 Open a new Microsoft Word document.
启动Microsoft Word, 并创建一个新文档。
- 4 From *HansWare toolbar* menu, click on *Select input methods*, and select *HV Pinyin*. This will display the **PJS input bar**, you can now input Chinese using **Hanyu Pinyin**.
从HansWare工具条, 单击“输入法选择”菜单项, 选择“汉神拼音”则显示PJS输入条, 这时您便可通过汉语拼音进行中文输入。
- 5 To change between the various input methods, you can either
如需切换其他辅助性的输入法, 您可选择
 - a) click on the *PJS icon* on the *input bar*.
单击“PJS输入条”的PJS图标, 便可从 快捷菜单中选择其他中文输入法。
 - b) click on *Select input methods* from *HansWare toolbar* menu (as shown in step 4)
从HansWare工具条, 单击“输入法选择”菜单项, 如step 4步骤所述。

Chinese input in Windows 98/ME

汉神输入法在Windows 98/ME的使用



- 6 To toggle from Chinese input to English, you can either
如需从“汉神输入法”或中文输入切换为英语输入，您可选择
- a) From *HansWare toolbar* menu, click on *Select input methods*, and select *English input*:
从HansWare工具条，单击“输入法选择”菜单项，选择“西文输入”。
 - b) press Ctrl once to hide the PJS input bar, press again to display the PJS input bar for Chinese input.
按Ctrl键将PJS输入条隐藏；再按Ctrl键则显示PJS输入条让您继续输入中文。

To stop Chinese input completely and revert back to English:
如需完全关闭“汉神输入法”或中文输入：

From *HansWare toolbar* menu, click on *Select input methods*, and select *Stop Chinese input*.
从HansWare工具条，单击“输入法选择”菜单项，选择“关闭输入法”。

Note / 注意事项

Whenever HansWare toolbar is in view, your system is able to view Chinese documents.
Whenever PJS input bar is in view, all English alphabets which you input will be interpreted as Hanyu Pinyin or others, depending on the (current) input method selected.
如果您启动HansWare工具条，您的系统将支持浏览中文网页或文件。
如果您启动PJS输入条，所键入的英文字符将根据（当前）输入法，被视为汉语拼音或其他。

Chinese input in Windows
98/ME

汉神输入法在Windows 98/ME的使用



For a quick toggle from Chinese to English input and vice-versa:
如需快速转换中文与西文之间的输入:

For Windows 98/ME users / 用户

When PJS input bar is in view, click CTRL key to switch to English input, and click CTRL again to change back to Chinese input using PJS.

当您已经启动“汉神输入法”，按CTRL键将快速切换至西文键盘输入，再按CTRL键则又切换为“汉神输入法”。

For Windows 2000/XP users / 用户

When PJS input bar is in view, click CTRL + SPACE key to switch to English input, and click CTRL + SPACE again to change back to Chinese input using PJS.

当您已经启动“汉神输入法版本3.0”，按CTRL + SPACE键将快速切换至西文键盘输入，再按CTRL + SPACE键则又切换为“汉神输入法版本3.0”。



For more tips & techniques on Chinese input using HansVision and PJS, please refer to:
HansVision DXT online manual



Chinese input in Windows
98/ME

汉神输入法在Windows 98/ME的使用